

SupplyScale

**AUTOMATED WEIGHT-BASED
DISPENSING WITH MANAGED
ACCOUNTABILITY**

Using industry leading weight-based sensing technology and our patented SecureBin™ system, SupplyScale® delivers absolute accountability at the item level with amazing ease-of-use. SupplyScale quickly and accurately calculates the number of items taken, returned, or restocked, with no repackaging or tagging needed.

SUPPLYSCALE DELIVERS

Quick and easy access

- Intuitive menus and prompting mean minimal steps for set up and load
- Eliminate individual item counting for rapid refill

Improved accountability

- Extremely accurate
- Locked covers on every bin

Outstanding value

- Manage higher quantities of smaller items more cost effectively
- Lower cost of ownership than other options

FEATURES

- Inventory count automatically adjusted upon completed transaction
- Pick-to-light functionality on all drawer and bin locations
- SecureBin™ locking system on every bin lid
- Supports multiple lid and drawer depth configurations
- Minimal calibration maintenance

APPLICATIONS

Fasteners • Fittings • Welding Supplies • Cutting Tools
Spare/Critical Parts • Electrical Connectors and Terminals
Sensors • Safety Equipment • Bearings • Abrasives
Switches • Tool Return Verification • Nuts, Bolts, Rivets
Consumables • Valves • Bin Stock • And many more!



Pick-to-light technology and scale operating icons guide users.



FLASHING GREEN
ICON INDICATES
SCALE IS READING



SOLID GREEN
ICON INDICATES
STABLE READ



RED ICON INDICATES
OVERWEIGHT
CONDITION



SupplyScale is a great solution for fasteners, fittings, tooling and welding supplies, and critical spare parts; it quickly and accurately calculates individual items or handfuls of inventory being taken or returned.

SPECIFICATIONS


Choose the number of drawers and the lid configuration that meets your needs. Customize each drawer with 8, 16, or 24 lids which come with SecureBin locking lid technology for every location.




6 DRAWER

7 DRAWER


Dimensions are lid openings



8 LID
4.96" W x 9.50" H
Est. lbs. per SecureBin: 12.50
Max lbs. per drawer: 100



16 LID
4.96" W x 4.02" H
Est. lbs. per SecureBin: 6.25
Max lbs. per drawer: 100



24 LID
4.96" W x 2.21" H
Est. lbs. per SecureBin: 4.16
Max lbs. per drawer: 100

DRAWERS SUPPORTED	USABLE DEPTH	SUPPLYSCALE CABINET DIMENSIONS
Lista Model 150	2.5"	45.25" H x 28.25" W x 28.5" D (Cabinet Only)
Lista Model 200	4.5"	

CUSTOM CONFIGURATIONS AVAILABLE

Our industry-leading weight-based sensing technology can be incorporated into SmartDrawer® solutions including 2 and 4 lid options and 6.5" and 8.5" usable depth drawers. Contact your Sales Rep for additional information.